

THE EYE OF COLM CILLE

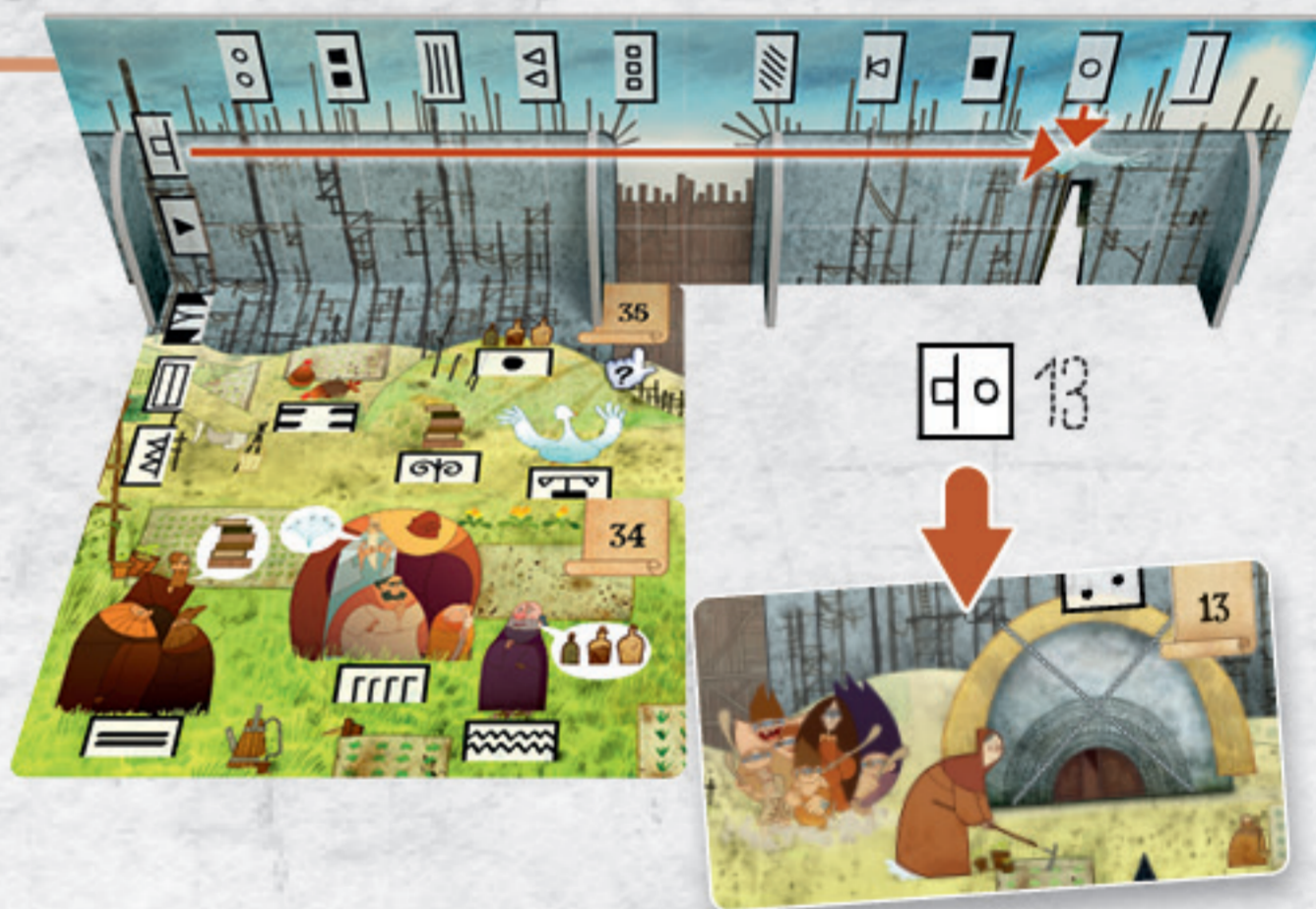
Brendan wants to learn the art of illumination from Brother Aidan. He must first prove himself by finding the Eye of Colm Cille and learning the teachings of the 4 monks: Brother Square, Brother Tang, Brother Leonardo, and Brother Assoua.



- ▶ Brothers Square, Tang, Leonardo, and Assoua need goose feathers **34**. Brendan saw a goose **35** and tried to catch it to take its feathers. Combine the half symbols on the hand **22** and in front of the goose **35**. This makes a full symbol that you can find on the symbol table. Now you can assemble the wall of Kells **29**.



- ▶ The goose fled towards the wall of Kells **29**. Brendan must find the exact spot where the goose is hiding **29** and try to catch it. Combine the half symbols above and to the left of the goose to follow it **13**.



- ▶ The goose escaped **13**! Where could it be? Brendan searches the courtyard and finds it hidden under a peasant's skirts **13**! Combine the half symbols above and to the left of the goose to finally catch it **18**!



- ▶ *By looking at the group playing hurling (a traditional Irish sport), you notice a hidden number 70. Take the hurling stick **70**.*



- ▶ *The stones of the tower have a strange shape... They make a 64! Between the stones you find a key **64**.*



- ▶ Brendan catches the goose and now takes some of its feathers **28**. The chase led Brendan to the tower of Kells **17**. Assemble the tower and place it on its space. Brendan heads inside **33**.



▶ *Abbot Cellach is working in his tower. You notice him drawing a 4 with chalk. Take the piece of chalk **4**.*

- ▶ Brendan finally brings the feathers to Brothers Square, Tang, Leonardo, and Assoua **34**. He can now enter the scriptorium **41**.



- ▶ Once you assemble the scriptorium **41**, Brendan can head inside. This is where the monks work on transcribing books and illuminating their pages **59**.



- ▶ Inside the scriptorium, Brendan finds Brother Aidan **59**. To make ink, Brother Aidan needs a special berry that grows inside the forest of Kells. Brendan must head outside the abbey **27** to find it.

- ▶ Brendan is not allowed to leave Kells. He searches along the wall **13**, and finds a gap in the wall **29**. He quietly sneaks through **27** to head into the forest **54**.



- ▶ In the woods **54**, Brendan finds Aisling, a forest spirit, and her wolves. Brendan asks her, using the hand **41**, where to find the berry tree. She shows him the path **47**.



- ▶ Aisling guides Brendan to the tree **47** but the berries only grow at the top. Brendan must climb the tree **30**! Brendan finds the berry **60** at the top of the tree **30**, and must carefully climb down by taking the right path! To do so, assemble the tree so that a path is connected from the top to the bottom of the tree.



▶ *When looking at the forest, you notice a 5. It's a little flower sprig **5**.*



- ▶ Brendan brings the berries **60** to Brother Aidan **59** so he can make ink **21**.




- ▶ With the ink, Brendan can study illumination **21**. Unfortunately, he still needs an important tool to continue his apprenticeship: the Eye of Colm Cille. By placing his hand on the page with the crystal drawn in ink, Brendan stamps it on his own hand **36**. He must ask for help to find the Eye of Colm Cille.



▶ *By looking at the ink closely, you see a 2 in the liquid. Take card **2**.*



- ▶ Brendan remembers seeing the symbol of the Eye of Colm Cille in the forest **54**! He returns to Aisling to ask if she knows where to find the Eye of Colm Cille **36**. Aisling agrees to answer Brendan's questions **31**.

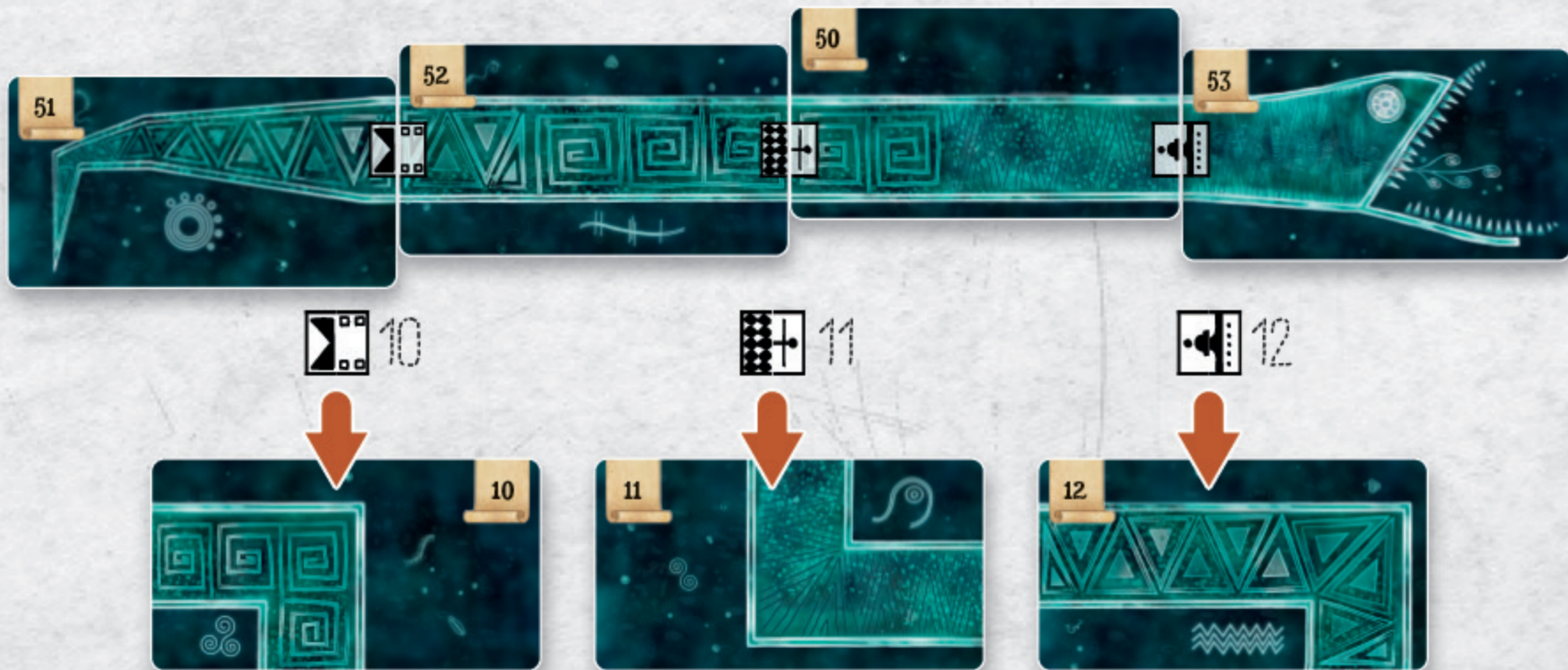


- ▶ Aisling is scared of Crom Cruach **31**, but she guides Brendan to the monster's lair **66**.


In front of the entrance of Crom Cruach's lair, Brendan is nervous, but he enters anyway to challenge the monster **50 51 52 53**.



- ▶ In the darkness of the cave, Brendan makes out the body of Crom Cruach **50 51 52 53**. Assemble Crom Cruach by using the symbols on its body. Once assembled, the monster turns towards Brendan to try to capture him **10 11 12**.



► To defeat the monster, Brendan has the idea of making it eat its own tail. Assemble the cards as shown below, which makes a symbol appear. Brendan can take the Eye of Colm Cille **32**.



32



★ CONGRATULATIONS! ★

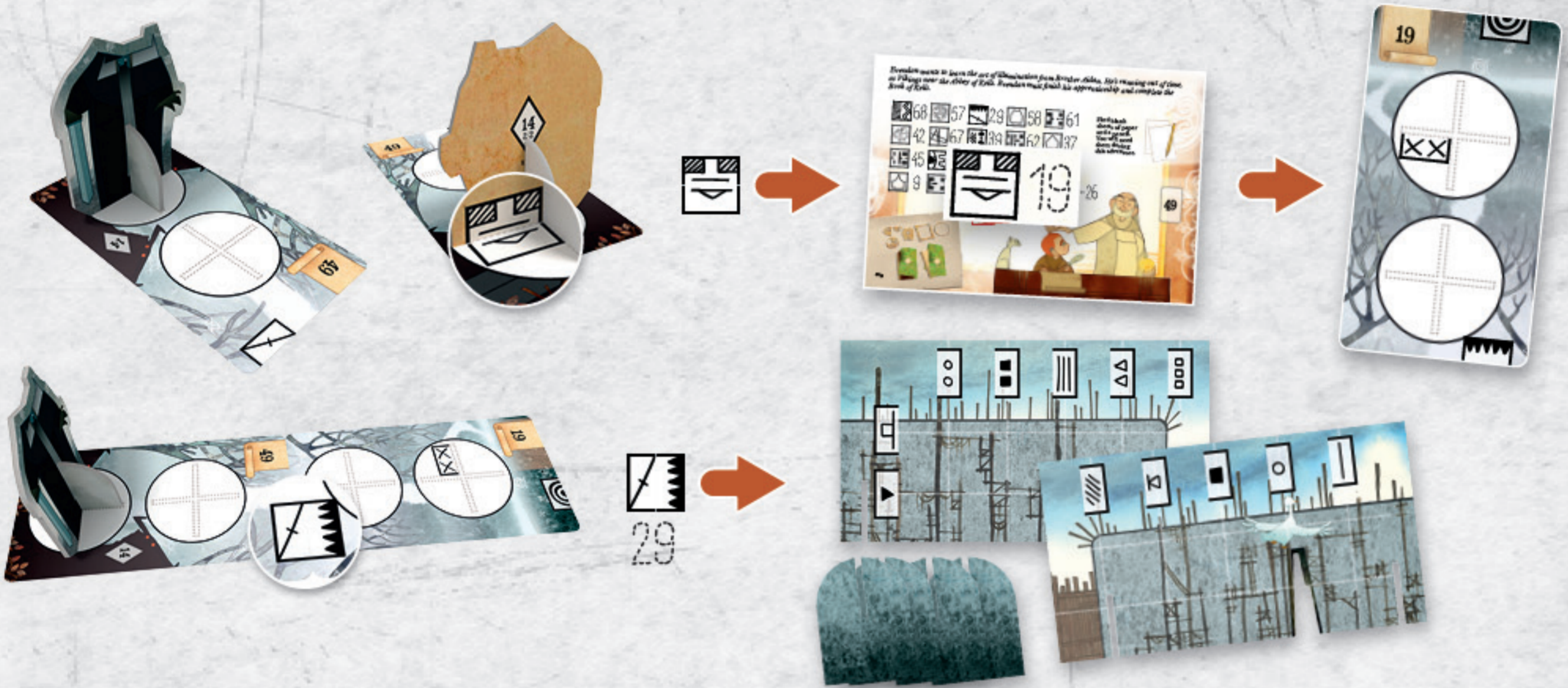
NOW THAT HE HAS THE EYE OF COLM CILLE,
BRENDAN CAN CONTINUE HIS LESSONS IN
ILLUMINATION!

THE VIKING ATTACK

Brendan wants to learn the art of illumination from Brother Aidan. He's running out of time, as Vikings near the Abbey of Kells. Help Brendan with his apprenticeship and search for the legendary Book of Kells with him.



- ▶ Vikings are still far from Kells, but they are approaching quickly. Take the Viking 14 and place it on the first space of its track on card 49 to make a symbol. Then take card 19. Continue the Viking's path by combining cards 19 and 49 to make a symbol. Then assemble the wall of Kells 29.



- ▶ Vikings will soon reach the walls of Kells. Combine the half symbols on card 19 with the wall 29 to make a symbol and take cards 23 24 25 26.



- ▶ Brendan is in the snowy courtyard of Kells. He sees someone playing hurling (a traditional Irish sport) with a 70 on his stick. Take the hurling stick 70.



- ▶ Brendan heads to the scriptorium **41** to hear the teachings of Brother Aidan. Once you assemble the scriptorium, Brendan heads inside **39** to practice illumination with his goose feather **38**.




▶ *Brendan left a drop of ink on the table! You see a 2 and take the bottle of ink **2**.*



- ▶ Brendan uses a wooden frame to hold his parchment taught **38**. Then he practices illumination. Take the wooden frame **15** and copy Brendan! On a blank sheet of paper, and using the marks on the frame **15**, draw a flower by following the instructions on the parchment **38**. Brendan draws a flower on his parchment **37** along with the Eye of Colm Cille. This crystal lets him advance in his studies and create incredible illuminations. But the crystal is not complete **8**.



- ▶ While Brendan practices illumination, the Vikings approach Kells. Move the Viking **14** to the next space on card **49**.



- ▶ Brendan must also help his uncle, Abbot Cellach, build the wall around Kells. He meets him in his tower **17**.

Abbot Cellach **55** reflects on how to protect Kells and writes on the walls of his tower with chalk **16**.



- ▶ *On the wall, you notice a 64. On the ground, you find the key to the tower. Take card **64**.*




- ▶ With the Abbot's instructions **16**, Brendan practices drawing the map of Kells.

Take a blank sheet of paper and the wooden frame **15**, then follow the instructions on card **16** to draw something. You draw a 46. Take card **46**.




- ▶ Drawing these maps increases Brendan's skills. He understands how to use the Eye of Colm Cille now, so you take the second piece of the Eye **40**.


- ▶ The Vikings approach Kells. Move the Viking **14** to the next space on card **19**.




- ▶ Brendan is ready to use the Eye of Colm Cille. Assemble components **40** and **8** then take a blank sheet of paper to make your own illumination. Align the yellow tick on the outer ring with the yellow tick on the center wheel, then trace the yellow holes to draw shapes. Repeat these steps for the red ticks and holes, rotating the center wheel to align its ticks with those on the outer ring and then trace the red holes. Finally repeat these steps for the blue ticks and holes to have a full symbol. Find it on the symbol table and take card **57**.



► *By looking more closely at the illumination, you notice a 3! Take card 3.*



► Brendan made a beautiful illumination. Unfortunately, the Vikings continue to approach. Move the Viking 14 to the final space on card 19. This makes a symbol, so take card 43.



► The Vikings invade Kells. It's time for Brendan and Brother Aidan to flee 44!



► While fleeing, Brendan and Brother Aidan scatter the pages of the Book of Kells they were in the middle of assembling. The pages are mixed up. Gather them 71 72 73 74 75 76 77!



► By putting these cards in order, you follow Brendan and Brother Aidan's journey through the seasons. They walk a long time before finding shelter from the Vikings and finishing the Book of Kells 63.

► Brendan and Brother Aidan build a hut 68. Once assembled, they head inside to put the finishing touches on the Book of Kells 6.



► The Book of Kells is finished... for now! There are a few blank pages left to write the rest of the story. Take the blank pages 65 48 1 20.



- ▶ Now that the book is finished, Brendan closes it. Arrange the blank pages one by one in the following order.



- ▶ Flip over the finished pages, then slightly stack them on top of each other.



- ▶ Assemble all of the pages to close the book, which reveals a symbol. Find it in the symbol table and take card **62**.



★ CONGRATULATIONS! ★

**BRENDAN FINISHED THE BOOK OF KELLS
AND CAN NOW TRAVEL THE WORLD,
SHOWING IT TO EVERYONE!**

